

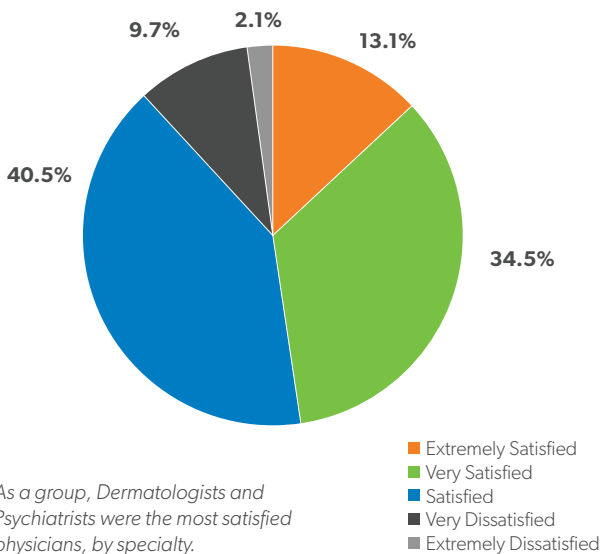
PracticeMatch 2017 Physician Compensation Survey

Conducted in coordination with M3 Global Research, June 2017 – 1,959 physicians participating.

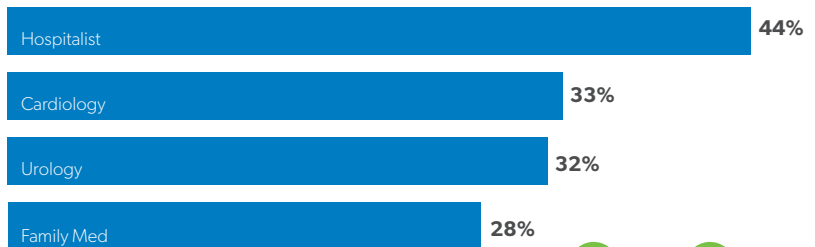


Physician Career Satisfaction

How would you rate your job satisfaction in 2016?



Sign-on Bonus Rates & Frequency



Average Sign-on Bonus **\$18,137**



Cardiologists Report Highest Avg. **\$26,536**

Above graph represents percentage of respondents who received a sign-on bonus for current role, by specialty.

*Respondents' average years in practice: 17. | Average years in current job: 11

Average Annual Physician Compensation

Physician BASE Salary Averages By Specialty + Average Bonus (where available) = Total Annual Income

SPECIALTY	ANNUAL + BONUS
Cardiology	\$364,169
Urology	\$357,398
Dermatology	\$325,667
Emergency Med	\$306,389
Nephrology	\$289,387
Pulmonology	\$281,519
OBG	\$271,057

SPECIALTY	ANNUAL + BONUS
Hospitalist	\$267,771
Neurology	\$226,267
Fam Med	\$210,112
Rheumatology	\$209,355
Internal Med	\$196,225
Pediatrics	\$194,915
Endocrinology	\$190,081

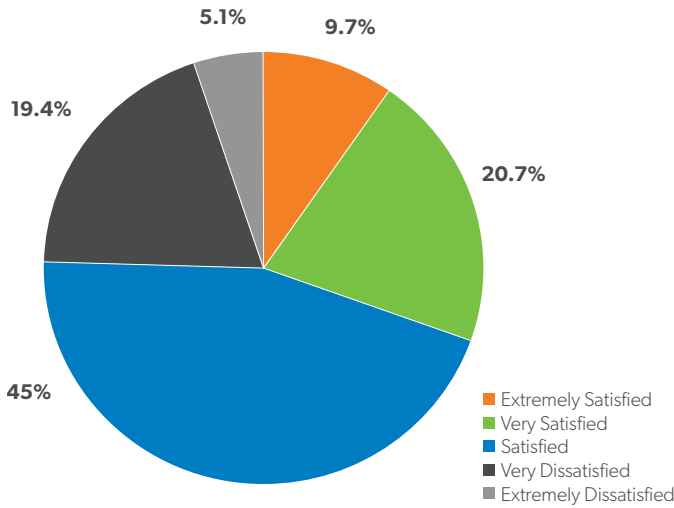


Physicians attended an **average of 2** medical conferences last year.



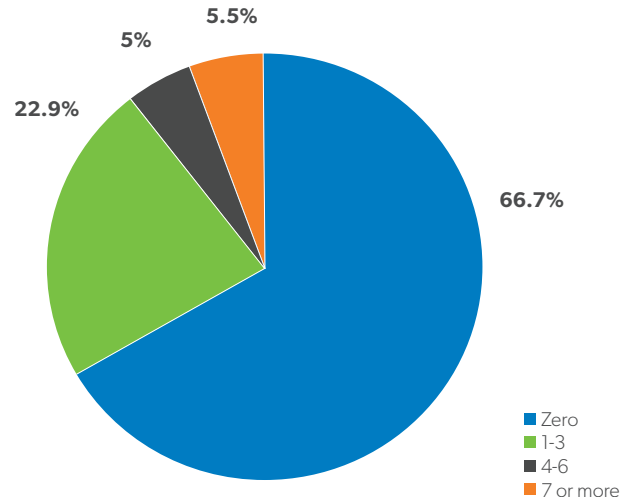
2016 Income Sentiments

About 25% of physicians were dissatisfied with their 2016 income, and 30% were more than satisfied.

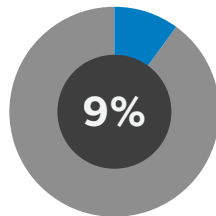


Contacting Medical Recruiters

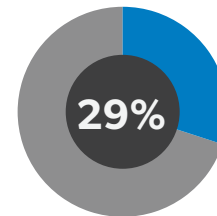
How many times did you reach out to contact a medical recruiter to inquire about an opening for a physician practice opportunity or position?



Student Loan Assistance



of physicians received student loan assistance in 2016.



of physicians surveyed have an outstanding student loan balance.

Physician Income Compared

(2016 vs. 2015)

