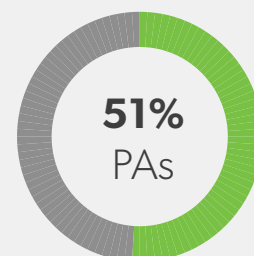
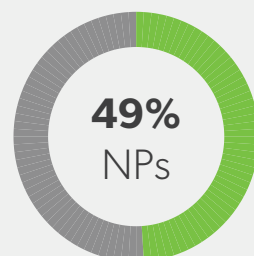


NP/PA Salary Survey 2017



1,090 Participants NATIONWIDE



JOB Satisfaction

Very high level of career satisfaction



38% of NPs
44% of PAs
VERY SATISFIED



1/4 Combined
EXTREMELY SATISFIED



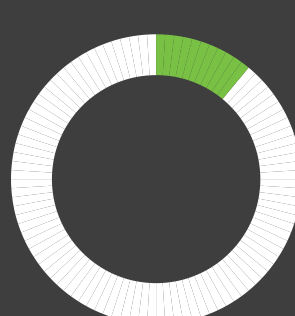
1/3 Combined
SATISFIED



6% Combined
NOT SATISFIED

SIGNING Bonus

Growing in popularity.



11% of NPs + PAs
RECEIVED a signing bonus at their current position

\$11K average
NP BONUS

\$8K average
PA BONUS

\$5K MEDIAN

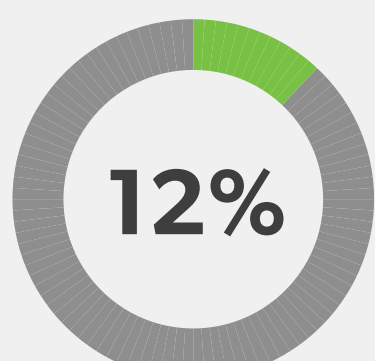


SALARY Trends

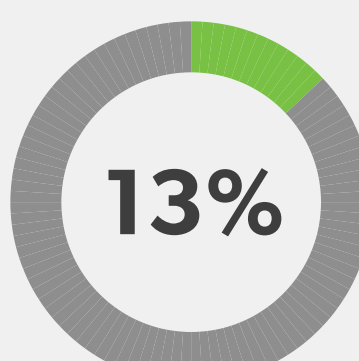
Similar between NPs & PAs



50% of NPs + PAs **REPORTED INCREASES** from 2015 -2016




Reported increases of
8% OR MORE



Reported increases of
4 TO 7%

2/3 report earning total compensation between
75K - \$125K



Salary Satisfaction Level



44% SATISFIED



15% EXTREMELY SATISFIED



25% VERY SATISFIED



15% NOT SATISFIED

EXPERIENCE Level

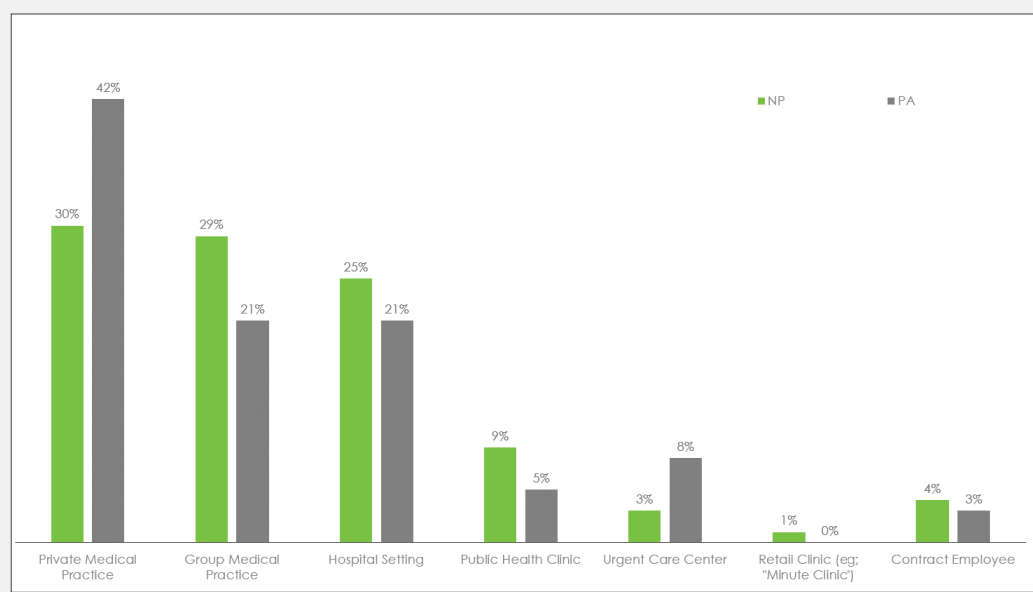
Bonus not included.

Less Than **10 Years**
\$103,120

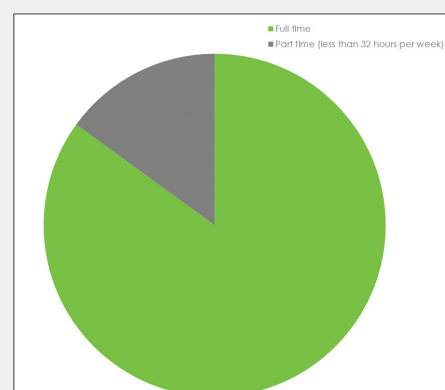
10 to 20
\$103,120

21 or More
\$104,510

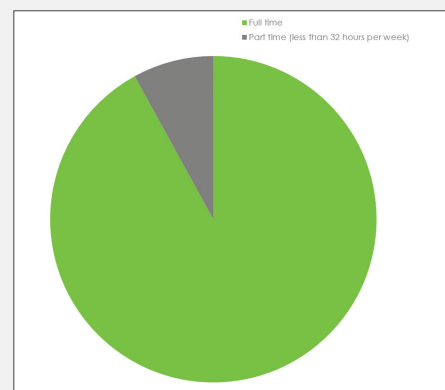
Practice SETTING



Full Time or PART TIME

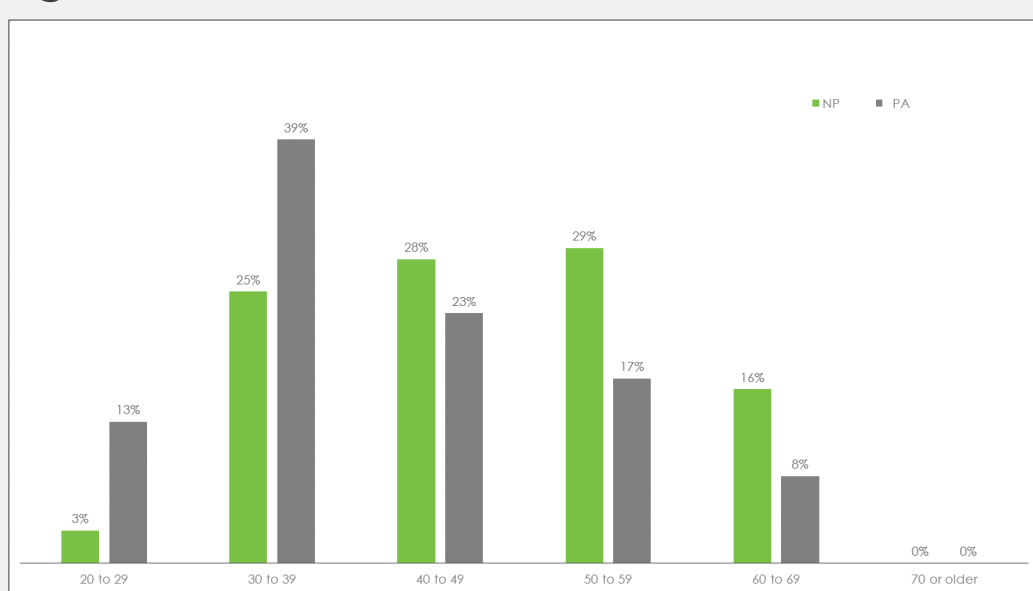


Nurse Practitioner

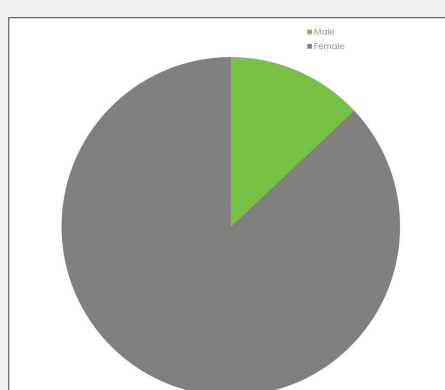


Physician Assistant

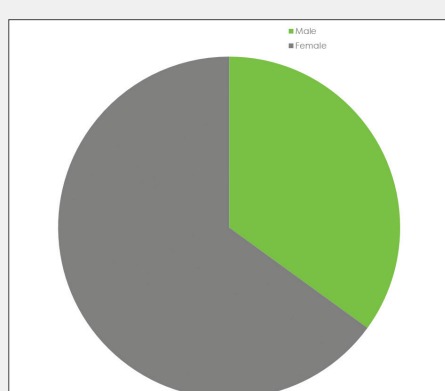
Age GROUPS



Male or FEMALE

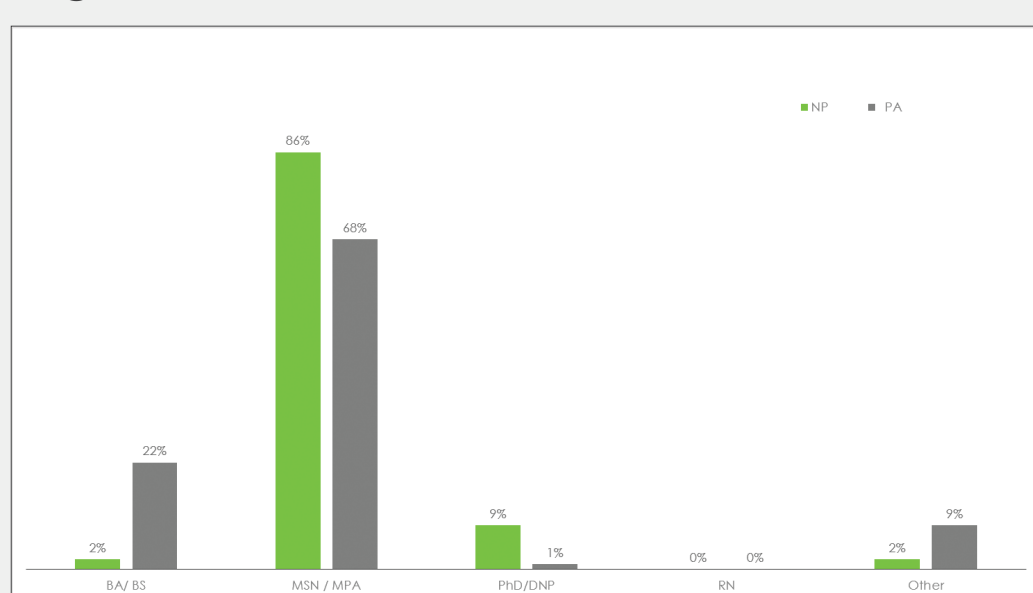


Nurse Practitioner



Physician Assistant

Degree EARNED



On behalf of PracticeMatch, M3 Global Research conducted an online survey in February, 2017 among Nurse Practitioner and Physician Assistant members of the MDLinx panel. M3 Global research maintains the largest physician and healthcare professional panel with over 3 million members across more than 50 countries. Research respondents did not receive an honoraria for their participation.



600 Emerson Road, Suite 450, Saint Louis, MO 63141
www.PracticeMatch.com | 800-566-4540